312964

GETRAG

Part Submission Warrant

Part Name	Input shaft Inner	Customer Part Number	250.6.5178.35
Shown on Drawing No.	250.6.5178.35	Organization Part #	
Engineering Change Level	c C004036_MIP_1	Dated	04-lug-16
Additional Engineering Changes		Dated	
Safety and/or Government Regulation	☐ Yes ☑ No	Purchase Order No.	
Weight (kg)	1.8670		
Checking Aid No.		Checking Aid Engineering Change Level	
Dated			

ORGANIZATION MANUFACTURING INFORMATION

GETRAG MODUGNO

VIA DEI CICLAMINI N°4

MODUGNO BARI 70026 ITALY

CUSTOMER SUBMITTAL INFORMATION

DCT250

MATERIALS REPORTING

Has customer-required Substances of Concern information been reported? ☐ Yes ☐ No ☑ n/a

Submitted by IMDS or other customer format:

Are polymeric parts identified with appropriate ISO marking codes? ☐ Yes ☐ No ☑ n/a

REASON FOR SUBMISSION

- ☐ Initial Submission
- ☑ Engineering Change(s)
- ☐ Tooling: Transfer, Replacement, Refurbishment, or additional
- ☐ Correction of Discrepancy
- ☐ Tooling Inactive > than 1 year
- ☐ Change to Optional Construction or Material
- ☐ Supplier or Material Source Change
- ☐ Change in Part Processing
- ☐ Parts Produced at Additional Location
- ☐ Other - please specify below

REQUESTED SUBMISSION LEVEL (Check one)

- ☐ Level 1 - Warrant only (and for designated appearance items, an Appearance Approval Report) submitted to customer.
- ☐ Level 2 - Warrant with product samples and limited supporting data submitted to customer.
- ☑ Level 3 - Warrant with product samples and complete supporting data submitted to customer.
- ☐ Level 4 - Warrant and other requirements as defined by customer.
- ☐ Level 5 - Warrant with product samples and complete supporting data reviewed at organization's manufacturing location.

SUBMISSION RESULTS

The results for ☑ dimensional measurements ☑ material and functional tests ☐ appearance criteria ☐ statistical process package

These results meet all drawing and specification requirements: ☑ Yes ☐ NO (If "NO" - Explanation Required)

Mold / Cavity / Production Process

DECLARATION

I hereby affirm that the samples represented by this warrant are representative of our parts which were made by a process that meets all Production Part Approval Process Manual 4th Edition Requirements. I further affirm that these samples were produced at the production rate of 2000 / 24 hours. I also certify that documented evidence of such compliance is on file and available for review. I have noted any deviations from this declaration below.

EXPLANATION / COMMENTS: **Change of tolerance on angle of the spline end (already in place)**

Is each Customer Tool properly tagged and numbered? ☐ Yes ☐ No ☑ n/a

Organization Authorized Signature	Camarda	Date	25/07/2016
Print Name	Camarda Ettore	Phone No.	tel 390805858220
Fax No.			
Title	Area 1 Manager	E-mail	ettore.camarda@magna.com

FOR CUSTOMER USE ONLY (IF APPLICABLE)

Part Warrant Disposition: ☑ Approved ☐ Rejected ☐ Other

Customer Signature		Date	25.07.16
Print Name		Customer Tracking Number (optional)	

GETRAG Production Part Approval

DIMENSIONAL TEST RESULTS

Organization:	GETRAG	Part Number:	250.6.5178.35
Supplier/Vendor Code:	GETRAG Modugno	Part Name:	Input shaft Inner
INSPECTION FACILITY:		Design Record Change Level:	04/07/2016
NA		Engineering Change Documents:	c C004036_MIP_1

Item	Dimension/Specification	Specification / Limits		Test Date	Qty. Tested	Organization Measurement Results (Data) 1	2	3	4	5	controllo distruttivo	Ok	Not Ok
1	Angolo fine spline	60	0		5	20.268	19.324	24.127	19.773	20.088		ok	

SIGNATURE	TITLE	DATE
G. Cicirelli	QPE	25/07/2016

GETRAG

Via dei Ciclamini 4, Modugno (BA)

Oggetto:	IS 1
Numero:	5178 PEZZO 1
Operatore:	TURNO B
Data, ora:	18.04.2016, 14:21
Nota:	PROFILO Z
Tastatore:	PCV 350 / 33 mm
Macchina:	MOA 416120 002

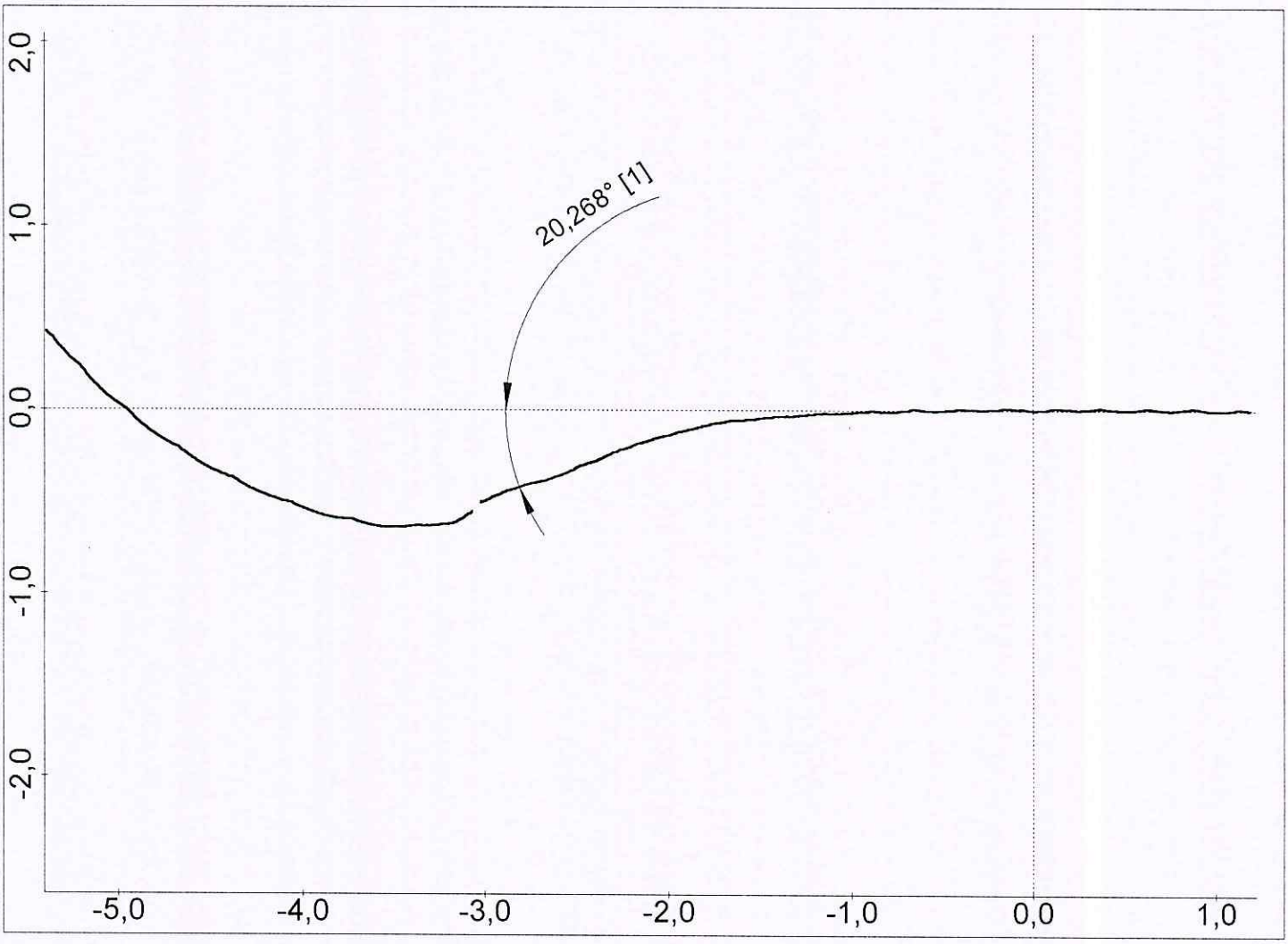

PERTHOMETER CONCEPT

Area Riservata alla Produzione

Valutazione Profilo

OK ☐

NOK ☐

N°BADGE ODP RICEVENTE

GETRAG

Via dei Ciclamini 4, Modugno (BA)

Oggetto:	IS 1
Numero:	5178 PEZZO 2
Operatore:	TURNO B
Data, ora:	18.04.2016, 14:21
Nota:	PROFILO Z
Tastatore:	PCV 350 / 33 mm
Macchina:	MOA 416120 002

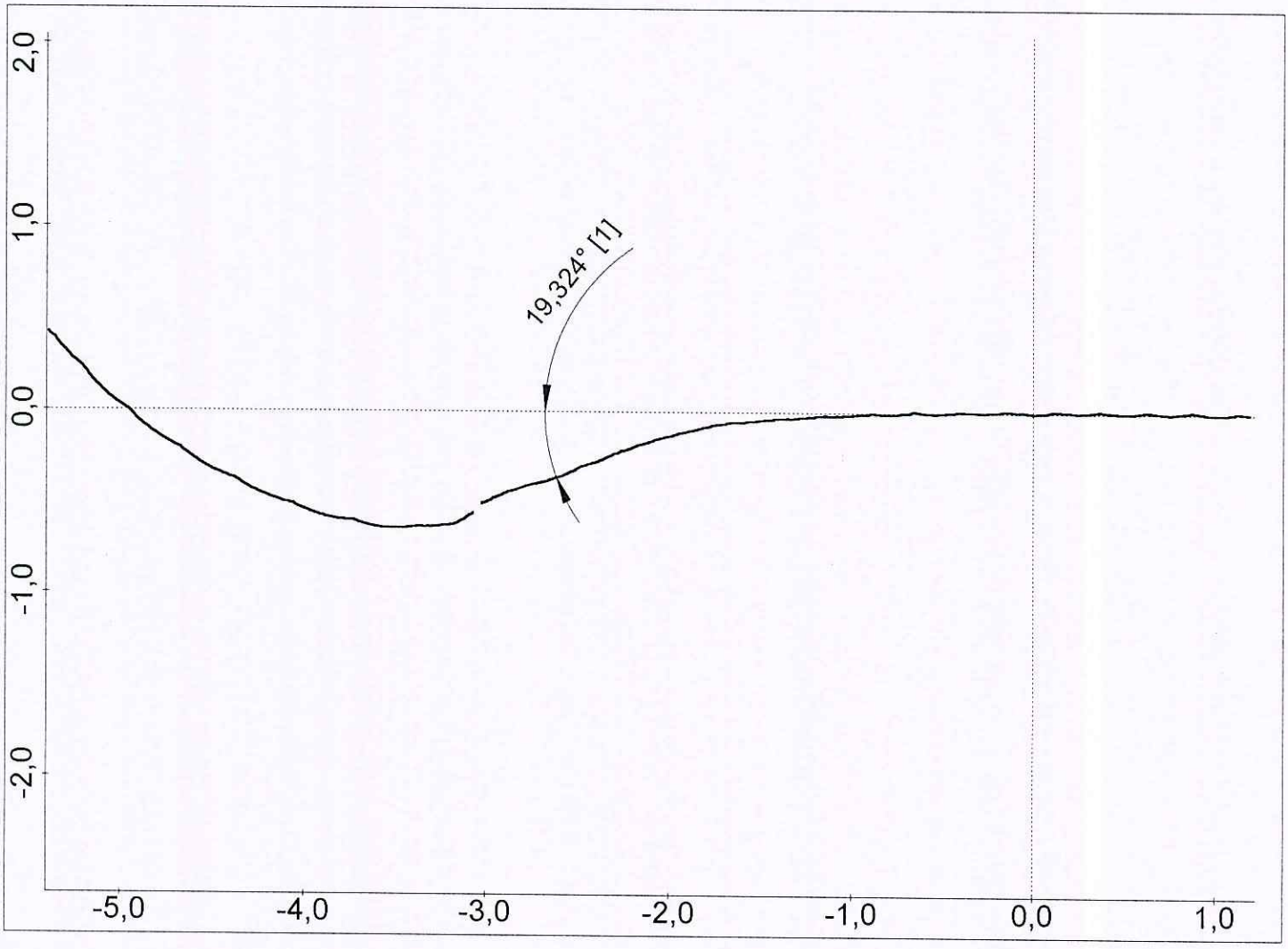

PERTHOMETER CONCEPT

Area Riservata alla Produzione

Valutazione Profilo

OK ☐

NOK ☐

N°BADGE ODP RICEVENTE

GETRAG

Via dei Ciclamini 4, Modugno (BA)

Oggetto:	IS 1
Numero:	5178 PEZZO 3
Operatore:	TURNO B
Data, ora:	18.04.2016, 14:21
Nota:	PROFILO Z
Tastatore:	PCV 350 / 33 mm
Macchina:	MOA 416120 002

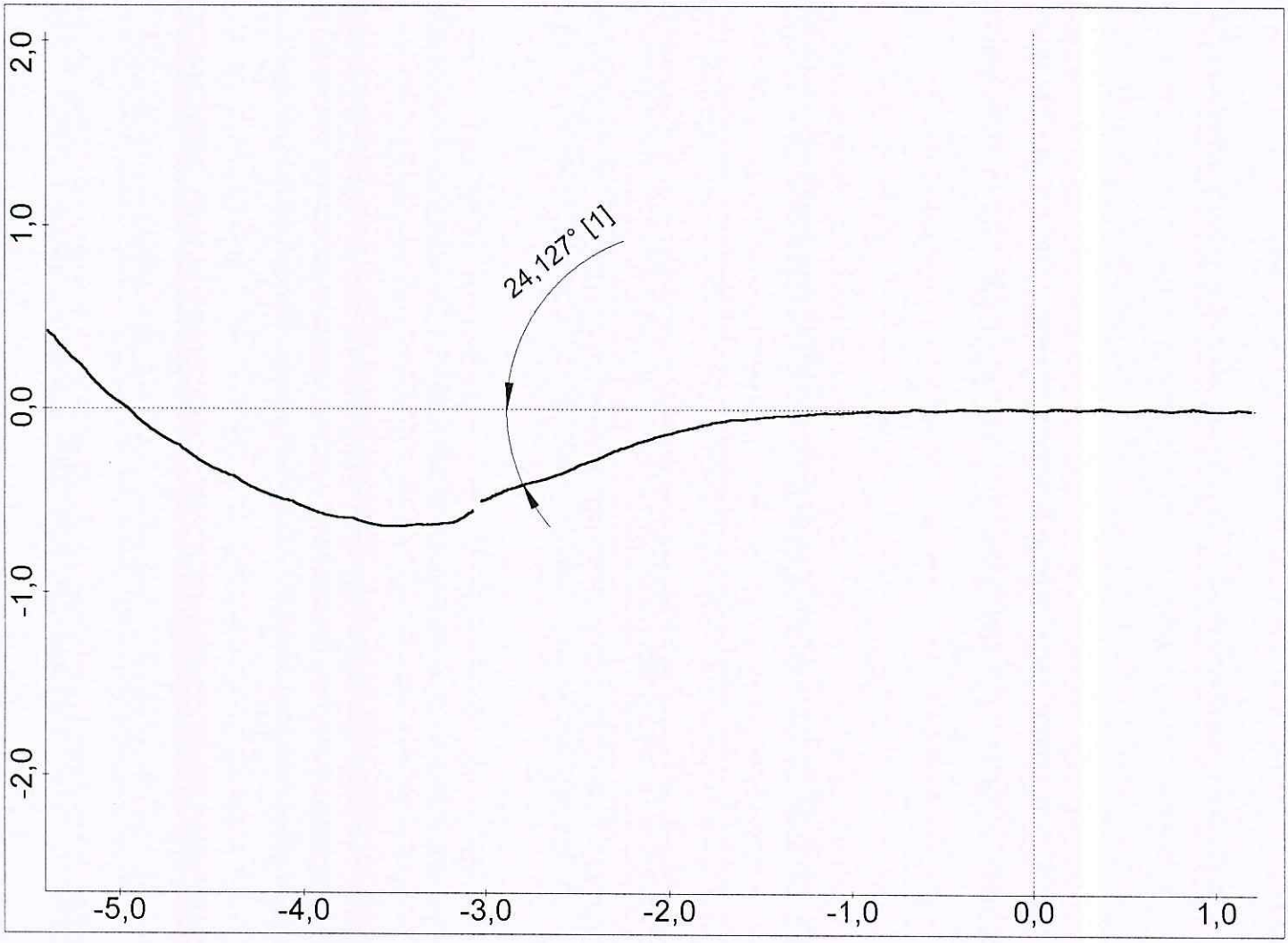

PERTHOMETER CONCEPT

Area Riservata alla Produzione

Valutazione Profilo

OK ☐

NOK ☐

N°BADGE ODP RICEVENTE

GETRAG

Via dei Ciclamini 4, Modugno (BA)

Oggetto:	IS 1
Numero:	5178 PEZZO 4
Operatore:	TURNO B
Data, ora:	18.04.2016, 14:21
Nota:	PROFILO Z
Tastatore:	PCV 350 / 33 mm
Macchina:	MOA 416120 002

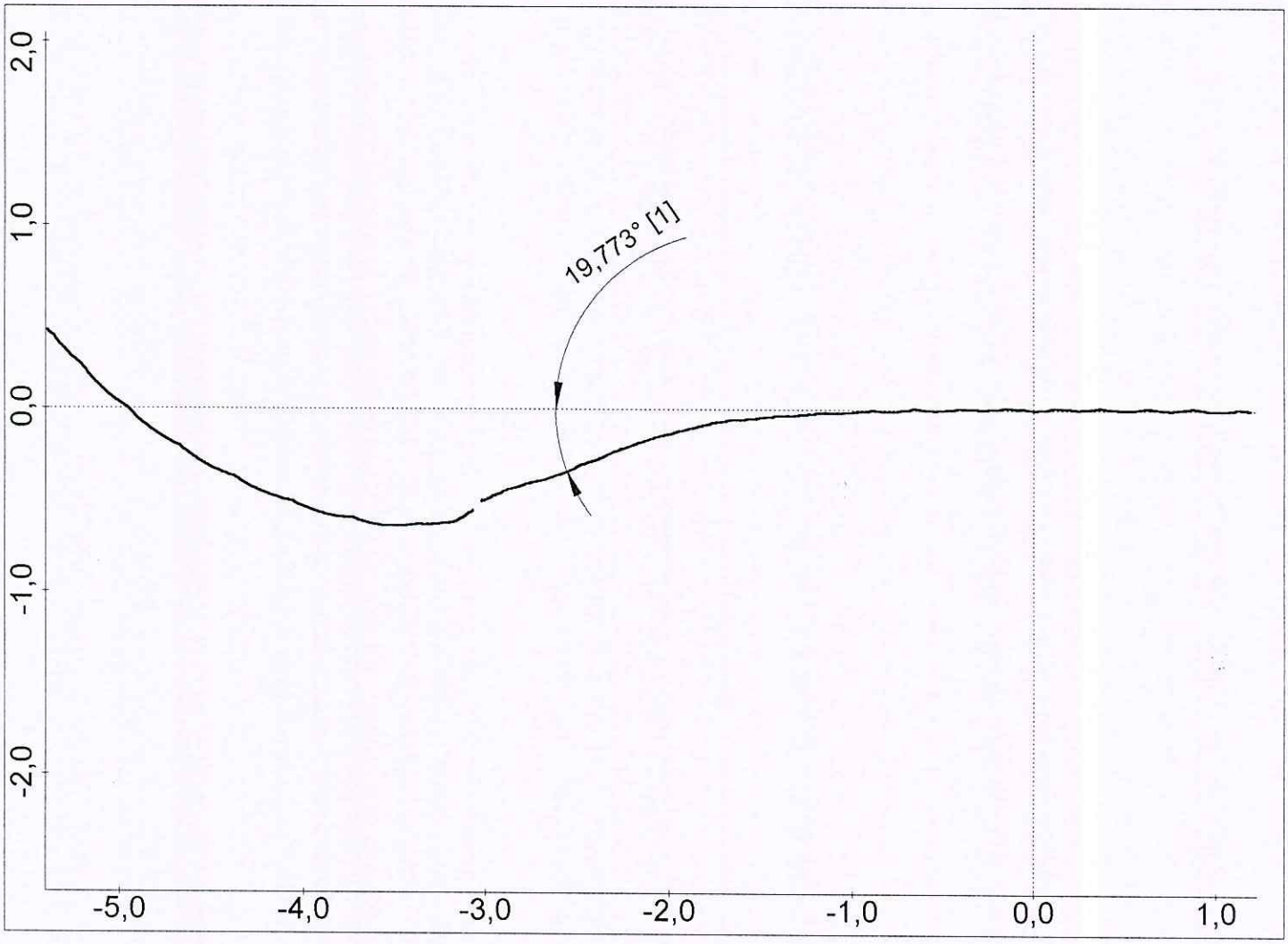

PERTHOMETER CONCEPT

Area Riservata alla Produzione

Valutazione Profilo

OK ☐

NOK ☐

N°BADGE ODP RICEVENTE

GETRAG

Via dei Ciclamini 4, Modugno (BA)

Oggetto:	IS 1
Numero:	5178 PEZZO 5
Operatore:	TURNO B
Data, ora:	18.04.2016, 14:21
Nota:	PROFILO Z
Tastatore:	PCV 350 / 33 mm
Macchina:	MOA 416120 002

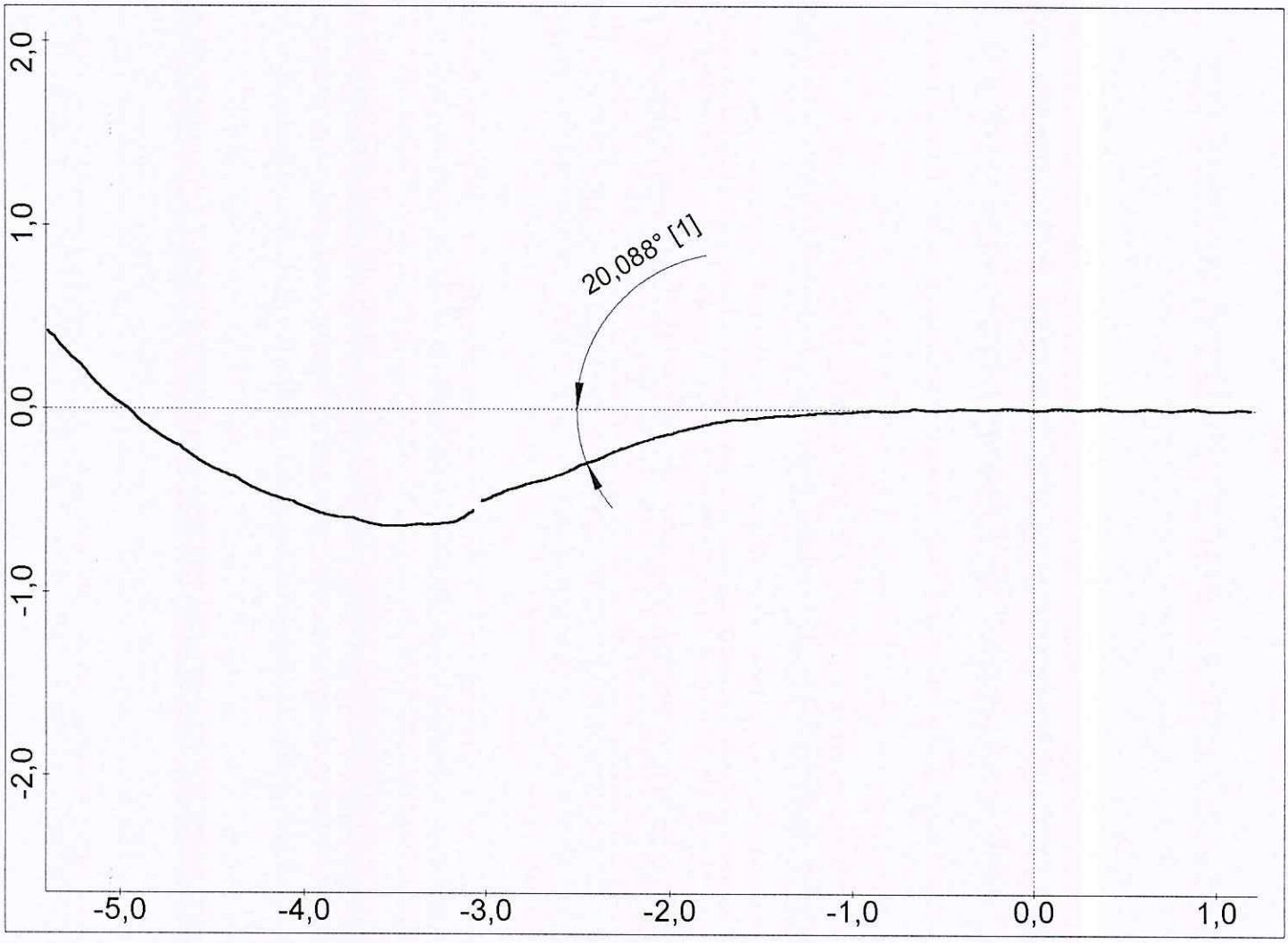

PERTHOMETER CONCEPT

Area Riservata alla Produzione

Valutazione Profilo

OK ☐

NOK ☐

N°BADGE ODP RICEVENTE

Drawing 5178 update from index "b" to "c"					
Short description:	c	1x	100x036 MIP 1	MAIN Winkel ANGLE 60°max war was 60°±5° Spezifikationsreifegrad F erteilt SPECIFICATION MATURITY LEVEL F APPROVED	2016070.

	PPAP Requirements	Required	Note	PPAP Docs updated
1	Design Records	Yes		Yes
2	Authorized Engineering change documents	Yes	see dwg	Yes
3	Customer Engineering approval	n.a.		
4	DFMEA	NO		
5	Process flow diagram(s)	NO		
6	PFMEA	NO	already in place	
7	Control plan	NO	already in place	
8	Measurement system analysis studies	NO		
9	Dimensional results	Yes		Yes
10	Records of Material / Performance test results	NO		
11	Initial process studies	NO		
12	Qualified laboratory documentation	NO		
13	Appearance Approval Report (A.A.R.)	n.a.		
14	Sample Production Parts	Yes		Yes
15	Master sample	Yes		Yes
16	Checking aids	n.a.		
17	Customer-Specific Requirements	NO		
18	Part Submission Warrant (PSW)	Yes		Yes

	Other requirements			
1	PSW Raw part	NO		
2	PSW E.P. part	NO		
3	PSW Engagement Rings	NO		

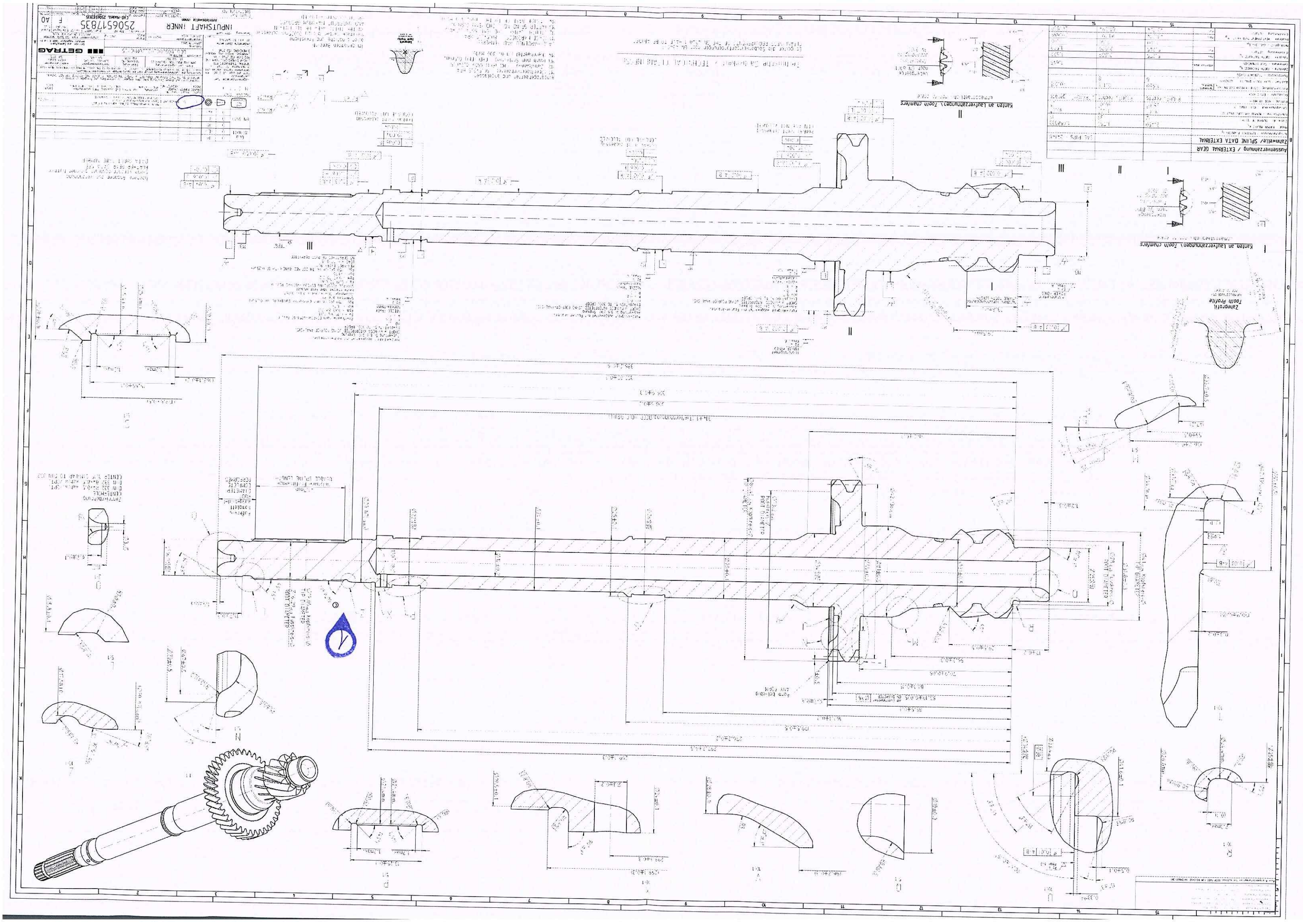
Aussenverzahnung / EXTERNAL GEAR
Zahnwelle/ SPLINE DATA EXTERNAL
Kanten an Laufverzahnungen) Tooth chamfers
Zahnprofil
Tooth Profile
GETRAG
INPUTSHAFT INNER
250651783S
F
A0